

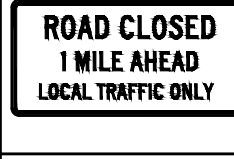












GENERAL NOTES:

1. ALL WORK ZONES AND DETOURS ARE ESTABLISHED FOR 24-HOURS A DAY. TEMPORARY CONSTRUCTION SIGNING, BARRICADES, AND ALL OTHER NECESSARY WORK ZONE TRAFFIC CONTROL DEVICES SHALL BE REMOVED FROM THE HIGHWAY OR COVERED WHEN THEY ARE NOT REQUIRED FOR CONTROL OF TRAFFIC.
2. ALL TEMPORARY TRAFFIC CONTROL WORK SHALL CONFORM WITH THE 2009 MANUAL ON UNIFORM TRAFFIC CONTROL (M.U.T.C.D.) AND ALL REVISIONS, UNLESS SUPERCEDED BY THESE PLANS.
3. ALL SIGN LEGENDS, BORDERS, AND MOUNTING SHALL BE IN ACCORDANCE WITH THE M.U.T.C.D.
4. TEMPORARY CONSTRUCTION SIGNING AND ALL OTHER TRAFFIC CONTROL DEVICES SHALL BE IN PLACE PRIOR TO THE START OF ANY WORK.
5. SIGNS AND SIGN SUPPORTS LOCATED ON OR NEAR THE TRAVELED WAY MUST PASS THE CRITERIA SET FORTH IN NCHRP REPORT 350, "RECOMMENDED PROCEDURES FOR THE SAFETY PERFORMANCE EVALUATION OF HIGHWAY FEATURES" AND/OR "MANUAL FOR ASSESSING SAFETY HARDWARE" (MASH).
6. DISTANCES ARE A GUIDE AND MAY BE ADJUSTED IN THE FIELD BY THE ENGINEER.
7. ALL SIGNS SHALL BE MOUNTED ON THEIR OWN STANDARD SIGN SUPPORTS AT THE DISCRETION OF THE CONTRACTOR.

**DETOUR PLAN & ADVANCED SIGNAGE
 SCHEMATIC UPTACK ROAD**
 SCALE: 1" = 1000'

JULY 22, 2022	ISSUED FOR CONSTRUCTION.
DATE	DESCRIPTION
USE ONLY PRINTS OF LATEST DATE	

TRAFFIC SIGN SUMMARY													
IDENTIFICATION NUMBER	SIZE OF SIGN (INCHES)		LEGEND	TEXT DIMENSIONS (INCHES)			NUMBER OF SIGNS REQUIRED	COLOR			NUMBER OF SUPPORTS REQUIRED	UNIT AREA (S.F.)	AREA IN SQUARE FEET
	WIDTH	HEIGHT		LETTER HEIGHT	VERTICAL SPACING	ARROW RTE. MKR.		BACKGROUND	LEGEND	BORDER			
R11-2	48	30			1		2	WHITE	BLACK	BLACK	0 ON TYPE III BARRICADE	10.00	20.00
R11-3a(500')	60	30					1	WHITE	BLACK	BLACK	1	12.50	12.50
R11-3a(1 MI)	60	30					1	WHITE	BLACK	BLACK	1	12.50	12.50
R11-3a(2 MI)	60	30					2	WHITE	BLACK	BLACK	2	12.50	25.00
W20-2	36	36					4	ORANGE	BLACK	BLACK	0 W/ D3-1	9.00	36.00
M4-8	24	12					15	ORANGE	BLACK	BLACK	0 W/ D3-1	2.00	30.00
M4-8a	24	18					2	ORANGE	BLACK	BLACK	2	3.00	6.00
M5-1R	21	15					1	WHITE	BLACK	BLACK	0 W/ D3-1	2.19	2.19
M5-1L	21	15					1	WHITE	BLACK	BLACK	0 W/ D3-1	2.19	2.19
M6-1R	21	15					2	WHITE	BLACK	BLACK	0 W/ D3-1	2.19	4.38
M6-1L	21	15					2	WHITE	BLACK	BLACK	0 W/ D3-1	2.19	4.38
M6-3	21	15					9	WHITE	BLACK	BLACK	0 W/ D3-1	2.19	19.69
D3-1	40	12					19	ORANGE	BLACK	BLACK	19	3.33	63.33

NOTES:

- 1. CONTRACTOR TO FURNISH SIGNS CONSISTENT WITH 2009 MANUAL ON UNIFORM TRAFFIC CONTROL DEVICES FOR STREETS AND HIGHWAYS. SEE MANUAL FOR TEXT AND LEGEND DIMENSIONS.

JULY 22, 2022	ISSUED FOR CONSTRUCTION.
DATE	DESCRIPTION
USE ONLY PRINTS OF LATEST DATE	